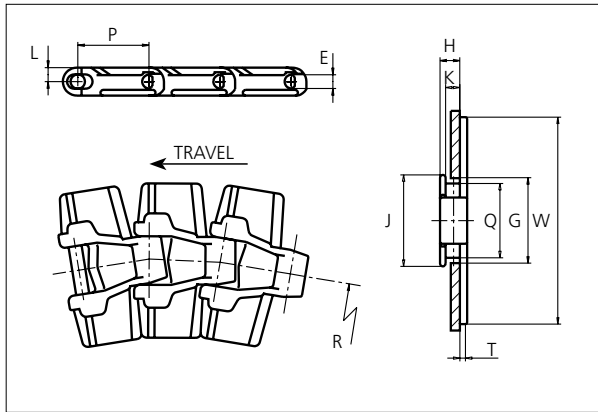


Slat Top Plastic Chain

Series **uni 880** Type **Tab RT**



Slat Top Plastic Chain
 Side flexing chain
 Pitch: 38.1 mm (1.50 in)
 Backflex radius: 75.0 mm (3.00 in)
 Permissible tensile strength:
 POM material: 2250 N (506 lbf)

 Delivery: 3.048 m (10 ft)
 No. of links/box: 80

STANDARD

E		G		H		J		K		L		P		Q		T	
mm	in	mm	in	mm	in	mm	in	mm	in	mm	in	mm	in	mm	in	mm	in
7.1	0.28	44.5	1.75	11.0	0.43	50.4	1.98	7.9	0.30	7.5	0.30	38.1	1.50	41.2	1.62	4.0	0.16

All dimensions are for chains in POM material.

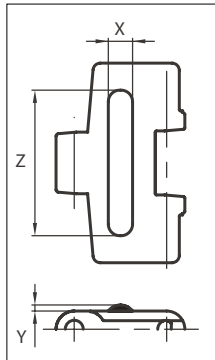
	Width (W)		Material & color	Pin material	Weight		Min. radius (R)	
	mm	in			kg/m	lb/ft	mm	in
K325	82.6	3.25	POM-LF BR	SS304	0.9	0.60	200	7.87
K450	114.3	4.25	-	-	-	-	-	-

Non standard material and color: See uni Material and Color Overview.
 Non standard pin material: See uni Material and Color Overview.

SIDE FLEXING

Accessories

Rubber Top



When ordering, please state the required distance between the Rubber Top.

Other Non Standard rubber profiles:
 See uni Rubber Profile Overview.

Width	Link material	Rubber material	Z		X		Y	
			mm	in	mm	in	mm	in
K325	POM-LF BR	05 I	60	2.36	10	0.39	2.5	0.10

PITCH 38.1 MM/1.50 IN

Any questions? Please contact us.

Sprocket

No of teeth	Pitch diameter		Overall-diameter		Min. ø bore		Max. ø bore		Hub-diameter		A-dimension		B-dimension		Molded PA66 LG	Molded Cast Iron	Machined PA66
	mm	in	mm	in	mm	in	mm	in	mm	in	mm	in	mm	in			
Z9	111.4	4.39	109.7	4.32	20.0	0.80	40.0	1.60	70.0	2.76	55.9	2.20	63.2	2.49	x	x	
Z10	123.3	4.85	122.3	4.81	20.0	0.80	40.0	1.60	70.0	2.76	62.2	2.45	69.2	2.72	x	x	
Z11	135.2	5.32	134.8	5.31	20.0	0.80	40.0	1.60	70.0	2.76	68.4	2.69	75.1	2.96	x	x	
Z12	147.2	5.80	147.2	5.80	20.0	0.80	40.0	1.60	70.0	2.76	74.6	2.94	81.1	3.19	x	x	
Z15	183.3	7.22	184.3	7.26	20.0	0.80	40.0	1.60	70.0	2.76	93.2	3.67	99.2	3.91	x	x	

Two part sprocket

No of teeth	Pitch diameter		Overall-diameter		Min. ø bore		Max. ø bore		Hub-diameter		A-dimension		B-dimension		Molded PA66 LG	Molded Cast Iron	Machined PA66
	mm	in	mm	in	mm	in	mm	in	mm	in	mm	in	mm	in			
Z9	111.4	4.39	109.7	4.32	20.0	0.80	40.0	1.60	70.0	2.76	55.9	2.20	63.2	2.49	x		
Z10	123.3	4.85	122.3	4.81	20.0	0.80	40.0	1.60	70.0	2.76	62.2	2.45	69.2	2.72	x		
Z11	135.2	5.32	134.8	5.31	20.0	0.80	40.0	1.60	70.0	2.76	68.4	2.69	75.1	2.96	x		
Z12	147.2	5.80	147.2	5.80	20.0	0.80	40.0	1.60	70.0	2.76	74.6	2.94	81.1	3.19	x		

Non standard material and color:
See uni Material and Color Overview.

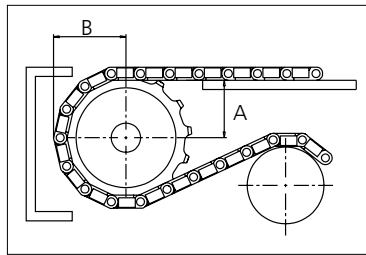
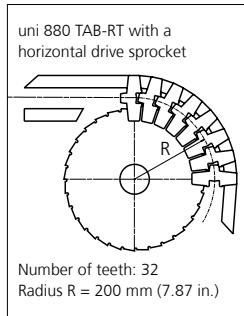
Molded sprocket



Cast iron sprocket



Molded two part sprocket



Please ensure that sufficient size shaft and keyway are chosen for corresponding load.

Other sprocket sizes are available upon request

Width of tooth: 15.8 mm/0.62 in

Width of sprocket: 42.3 mm/1.67 in

uni Retainer Rings: See uni Retainer Ring data sheet

uni Idler: See uni Idler data sheet

Any questions? Please contact us.